























# STAGE 1

## LEGEND

-  Suggested House Width in Feet @ 18.0ft Front Setbacks and 29.5ft on pie lots
-  Custom House Width in Feet
-  Lot Frontage in Feet
-  Transformer
-  Switching Cubicle
-  Light Standard
-  Hydrant
-  Utility Easement
-  Sidewalk
-  Chain Link Fence
-  Post & Rail Fence
-  Sound Attenuation Fence
-  Wood Screen Fence
-  Zero Lot Line
-  T Bollards
-  Driveway Location
-  Bus Stop
-  No Parking
-  Trees



## LOT TYPES

-  Zero Lot Line Single Family
-  Single Family
-  Townhome



**ROSEWOOD**  
AT SECORD

This plan is prepared as an information plan for prospective purchasers using unapproved Engineering and Landscape plans and is subject to change. Lot dimensions are in feet and rounded, and should be verified with a registered plan. Lots in this subdivision have side yards of 1.3 m (4.3 ft) and for zero lot line 1.6 m (5.2 ft). Location of street furniture and landscaping are approximate and should be verified on site.

**MELCOR**